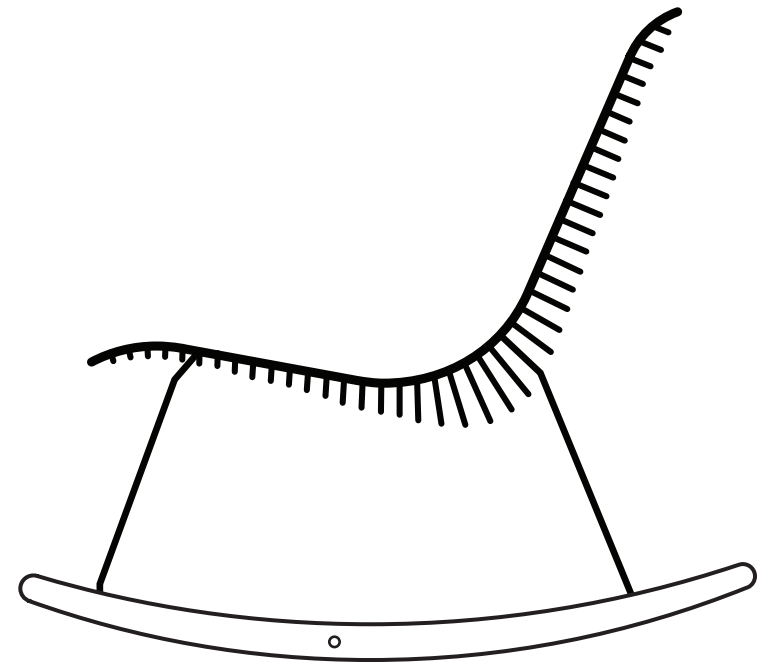


Sketch Rocking Chair

Design by
Henrik Pedersen for

HOUE



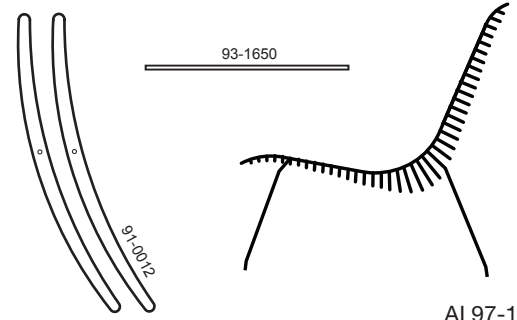
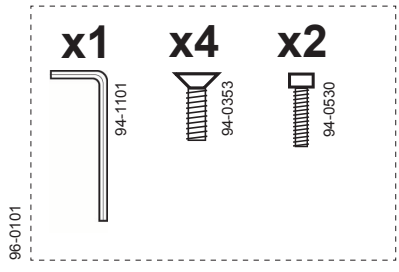
Bamboo maintenance

Bamboo is a material that needs to be taken care of, in order to maintain a rich and beautiful surface for many years. The natural material has a very hard surface, but it is also porous if it is allowed to dry out. Therefore, we recommend the bamboo to be treated with oil suitable for outdoor furniture. Follow the instructions on the product when applying. Use oil in moderation when applying: more is not always better. Oil the product once when taking into use, and then 2-3 times a year should be sufficient.

Our bamboo is treated with fungicide and oil from the factory, that helps prevent deterioration of the material. In long term, the bamboo will fade with UV and the weather, but maintenance, oil and cleaning will help keep the bamboo lasting for many years.

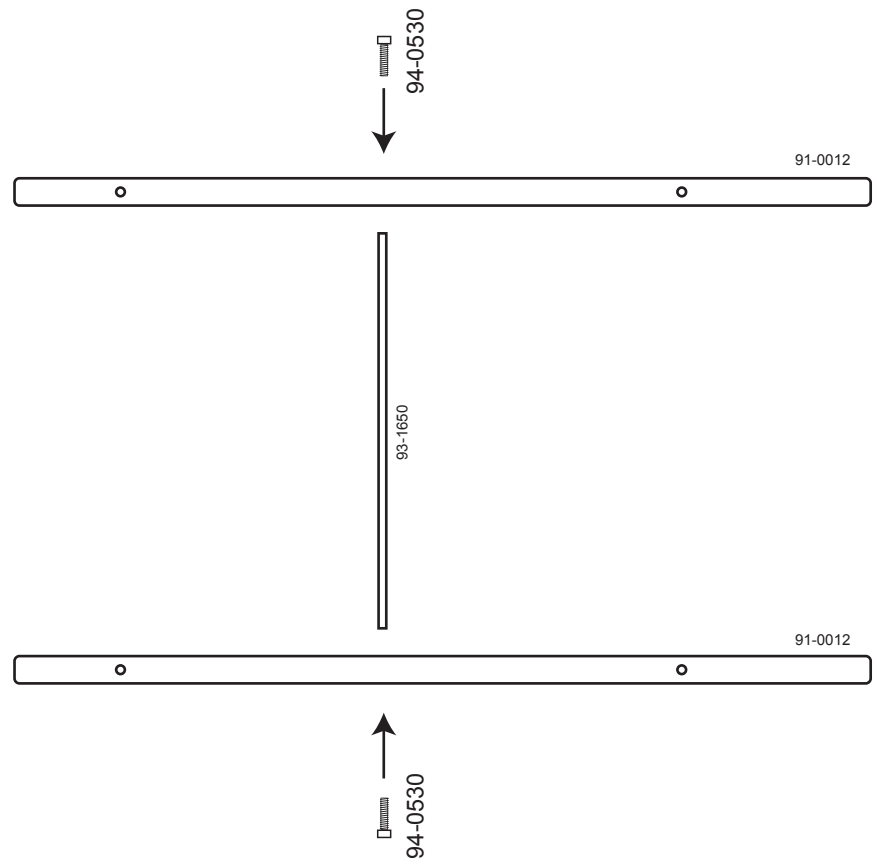
As any natural material standing outside, there is a risk of infection from fungi and spores from the environment. These can occur on the bamboo, as little black or brown spots, and should be removed as soon as possible, if discovered.

- Make the bamboo surface wet, and scrub with a stiff brush. This cleans deep into the bamboo, and removes grime and fungi.
- When the bamboo is dry, use a power sander to sand down the bamboo, just like a solid wood treatment. Start with a coarse sandpaper, and when the desired result is achieved, step up to a finer one to finish off.
- After cleaning and sanding, it is important that the surface of the bamboo is sealed with oil again. Apply according to the instructions on the product label, making sure not to apply more than necessary.
- Let the oil dry, and enjoy your bamboo product.

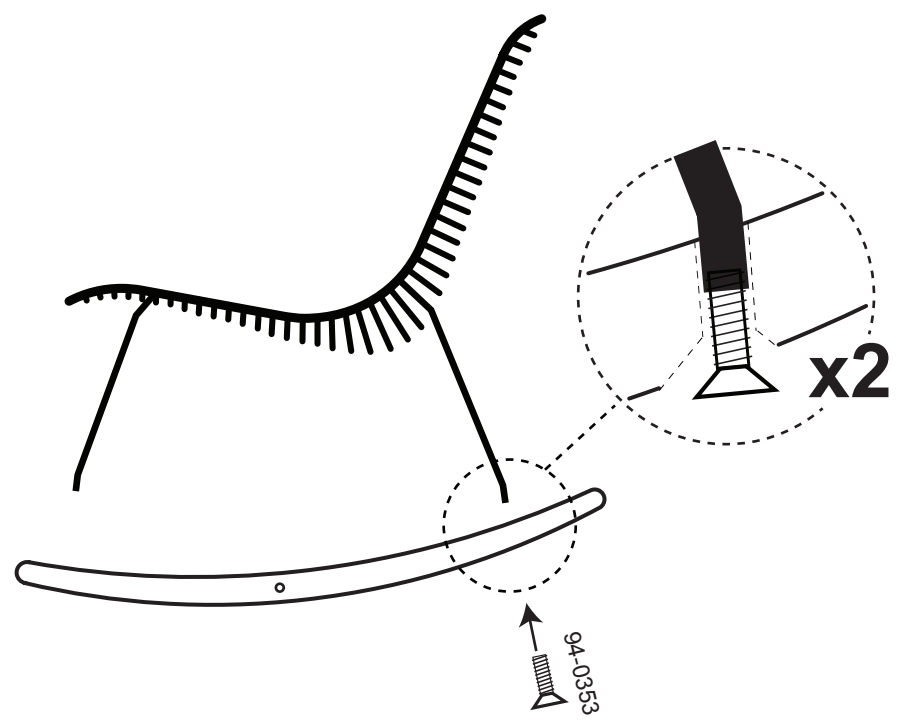


AI 97-1900-V3

1



2



3

